

[Type text]

## Quarter 1 Performance Report



PI Status		Long Term Trends		Short Term Trends	
	Alert		Improving		Improving
	Warning		No Change		No Change
	OK		Getting Worse		Getting Worse
	Unknown				
	Data Only				




Action Status	
	Cancelled
	Overdue; Neglected
	Unassigned; Check Progress
	Not Started; In Progress; Assigned
	Completed

[Type text]

## Portfolio - Public Protection

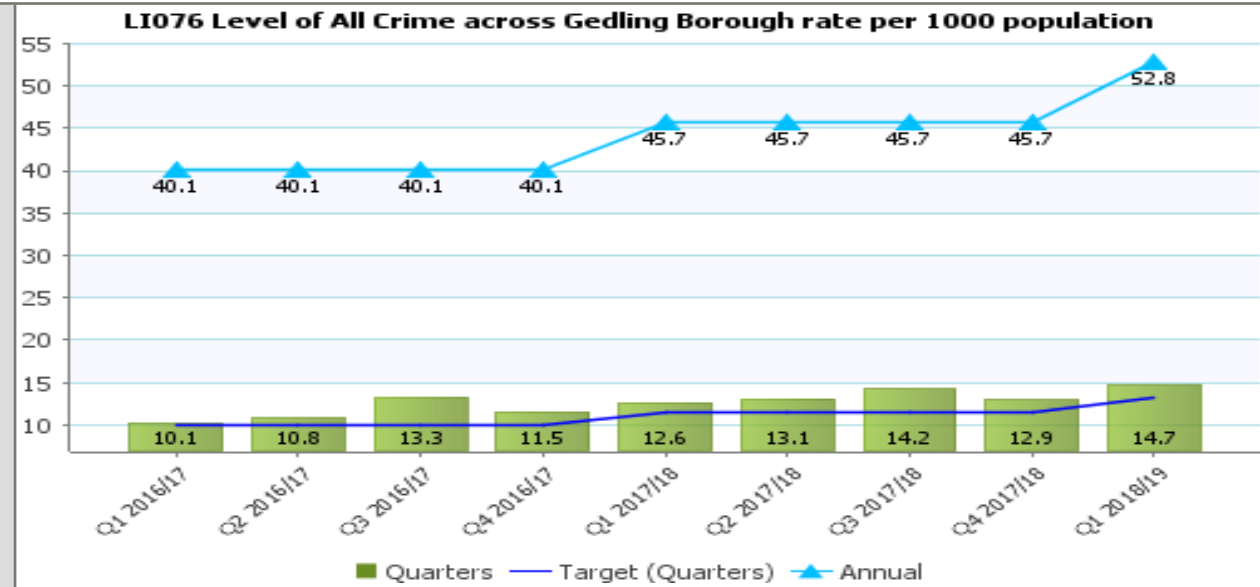
### Performance Indicators

#### LI076 Level of All Crime across Gedling Borough rate per 1000 population




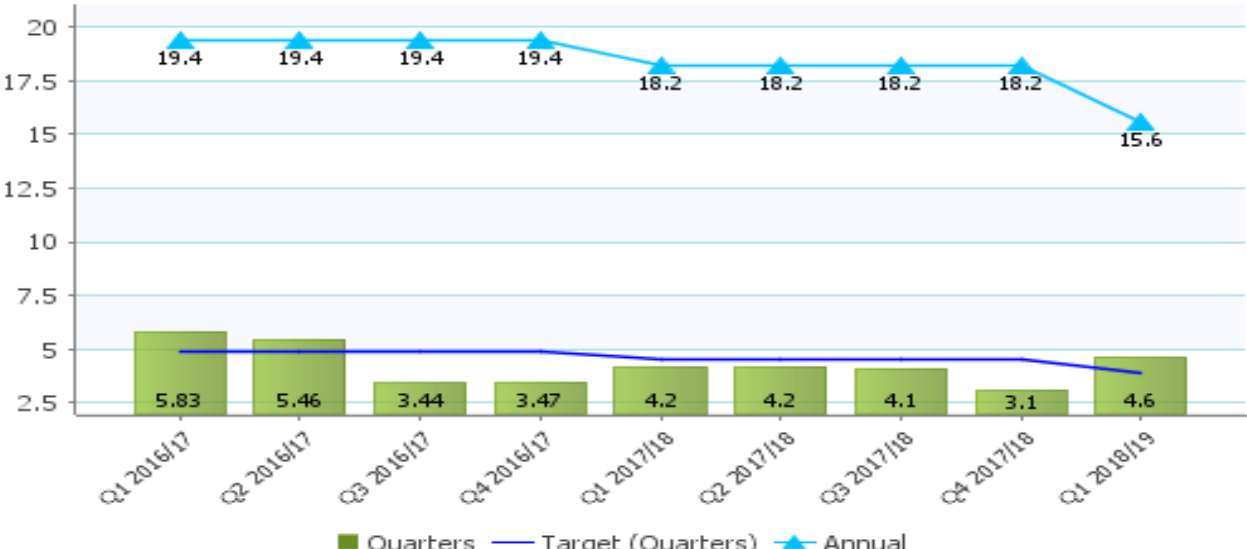
Managed By	Andy Callingham	Status	
Current Value	Current Target	Trend compared to last period	Trend compared to year ago
14.7	13.2		
Latest Note	Recorded crimes across the borough for the first quarter 2018/19 total 1725 offences, which is an increase of 261 offences when compared to the same period the previous year, equal to an increase of 17.8%. The South Nottinghamshire Community Partnership is working hard to put plans in place to prevent crime and have been working with Nottinghamshire Police colleagues to increase the numbers of 'response officers' based in Gedling.		

[Type text]








### Performance against target



[Type text]

LI081 Level of recorded anti-social behaviour across Gedling Borough (per 1000 population) - quarterly cumulative figure																																											
Managed By	Andy Callingham	Status																																									
Current Value	Current Target	Trend compared to last period	Trend compared to year ago																																								
4.6	3.9																																										
Latest Note	Recorded anti-social behaviour for quarter 1 2018 / 19 has shown an increase of 51 incidents (542 incidents), compared to the same period the previous year, this equates to an increase of 10.4%. The Community Safety Partnership have put in place, with police colleagues, plans for additional youth worker patrols to help divert young people from committing anti-social behaviour, in addition a CCTV camera is being installed in Arnold close to a known anti-social behaviour hot spot.																																										
Performance against target	<p><b>LI081 Level of recorded anti-social behaviour across Gedling Borough (per 1000 population) - quarterly cumulative figure</b></p>  <table border="1"> <thead> <tr> <th>Quarter</th> <th>Quarters</th> <th>Target (Quarters)</th> <th>Annual</th> </tr> </thead> <tbody> <tr> <td>Q1 2016/17</td> <td>5.83</td> <td>5.0</td> <td>19.4</td> </tr> <tr> <td>Q2 2016/17</td> <td>5.46</td> <td>5.0</td> <td>19.4</td> </tr> <tr> <td>Q3 2016/17</td> <td>3.44</td> <td>5.0</td> <td>19.4</td> </tr> <tr> <td>Q4 2016/17</td> <td>3.47</td> <td>5.0</td> <td>19.4</td> </tr> <tr> <td>Q1 2017/18</td> <td>4.2</td> <td>4.8</td> <td>18.2</td> </tr> <tr> <td>Q2 2017/18</td> <td>4.2</td> <td>4.6</td> <td>18.2</td> </tr> <tr> <td>Q3 2017/18</td> <td>4.1</td> <td>4.5</td> <td>18.2</td> </tr> <tr> <td>Q4 2017/18</td> <td>3.1</td> <td>4.5</td> <td>18.2</td> </tr> <tr> <td>Q1 2018/19</td> <td>4.6</td> <td>4.6</td> <td>15.6</td> </tr> </tbody> </table>			Quarter	Quarters	Target (Quarters)	Annual	Q1 2016/17	5.83	5.0	19.4	Q2 2016/17	5.46	5.0	19.4	Q3 2016/17	3.44	5.0	19.4	Q4 2016/17	3.47	5.0	19.4	Q1 2017/18	4.2	4.8	18.2	Q2 2017/18	4.2	4.6	18.2	Q3 2017/18	4.1	4.5	18.2	Q4 2017/18	3.1	4.5	18.2	Q1 2018/19	4.6	4.6	15.6
Quarter	Quarters	Target (Quarters)	Annual																																								
Q1 2016/17	5.83	5.0	19.4																																								
Q2 2016/17	5.46	5.0	19.4																																								
Q3 2016/17	3.44	5.0	19.4																																								
Q4 2016/17	3.47	5.0	19.4																																								
Q1 2017/18	4.2	4.8	18.2																																								
Q2 2017/18	4.2	4.6	18.2																																								
Q3 2017/18	4.1	4.5	18.2																																								
Q4 2017/18	3.1	4.5	18.2																																								
Q1 2018/19	4.6	4.6	15.6																																								

[Type text]

Actions					
Title	Managed By	Status	Completion Date	Progress Bar	Notes
Develop and implement an enforcement programme to discourage environmental crime	Andy Callingham		31-Mar-2019	<div><div>25%</div></div>	Patrols targeted on area with highest level of fly tipping and litter. Arnold environmental action plan commenced
Implement the taxi licensing improvement plan	Andy Callingham		31-Mar-2019	<div><div>20%</div></div>	
Identify and evaluate options for delivering CCTV in partnership with Nottinghamshire Police and other local authorities	Andy Callingham		31-Mar-2019	<div><div>25%</div></div>	Awaiting proposals from Nottingham City Council
Deliver the Council's contribution to the activities and priorities of the South Nottinghamshire Community Safety Partnership	Andy Callingham		31-Mar-2019	<div><div>6%</div></div>	
Continue to invest in new and existing CCTV in priority hotspots	Andy Callingham		31-Mar-2019	<div><div>63%</div></div>	CCTV ordered for George V park. Smithy Crescent in planning permission process and new camera installed on Civic Centre.
Develop employment scheme with Probation and Prison Service to reduce re-offending	David Wakelin		31-Mar-2019	<div><div>25%</div></div>	
Take a lead in raising awareness of, and responding to, Modern Slavery	John Robinson		31-Mar-2019	<div><div>75%</div></div>	Policy presented to Cabinet 28th June 2018